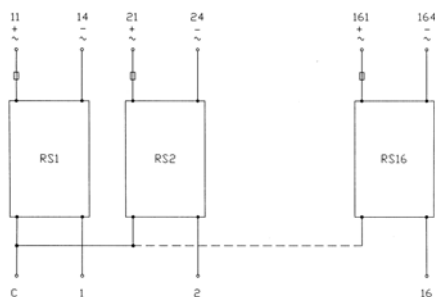


SCHEMI DI COLLEGAMENTO - WIRING DIAGRAMS

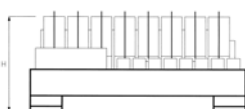
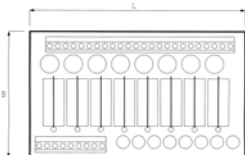
Schema di collegamento Moduli interfaccia con relè statici
mod. SSR21-3240B5/mod. SSR213240B e mod. SSR20-524B5/ mod. SSR20-524B con alimentazione non polarizzata.
Wiring diagram for interface modules with solid state relay mod. SSR21-3240B5/ mod. SSR21-3240B and
mod. SSR20-524B5/mod. SSR20-524B with non-polarised power supply.



Schema di collegamento Modulo interfaccia a 1 relè statico mod. SSR21-3240B5/mod. SSR21-3240B e mod. SSR20-524B5/ mod. SSR20-524B.
Wiring diagram for interface module with 1 static relay mod. SSR21-3240B5/mod. SSR21-3240B and mod. SSR20-524B5/ mod. SSR20-524B.



DIMENSIONI INTERFACCE - INTERFACE DIMENSIONS



MODULO/MODULE	MISURE/SIZES (BxHxL mm)	MODULO/MODULE	MISURE/SIZES (BxHxL mm)
1 Relé 1 Relay	82x67x13	8 Relé 8 Relays	92x74x136,5
4 Relé 4 Relays	92x74x79,5	16 Relé 16 Relays	92x74x285

ACCESSORI
ACCESSORIES



ZOCCOLI PER CIRCUITO STAMPATO - SOCKETS FOR PRINTED BOARD

Modello / Model	Passo terminali / Pin interspace
ZS-3,5	3,5mm
ZS-5	5mm



MOLLE - SPRINGS

MZS2	Molla per zoccoli da C.S. per relè statici (MOD.SSR20/21) Spring for printed board sockets (SSR20/21 solid state relays)
------	---